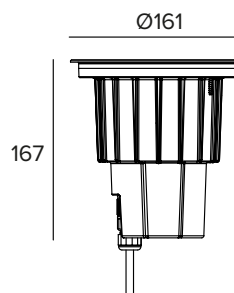


## E015MWRRGWMXCCB | KEPLERO 160 Adjustable RGBW

Compact adjustable recessed projector equipped with RGBW LED sources



The fixture's photometric values can be found on the following pages



The figures on the drawing are expressed in mm.

### SOURCE

High efficiency RGBW LED multichip.

**Energy efficiency class:** G

**Nominal power:** 15W

**Nominal flux:** See photometries

**CCT nominal:** See photometries

### ILLUMINOTECHNICAL CHARACTERISTICS

Optical system composed of a high efficiency reflector and a holographic filter. Aiming using a tilting system up to 20° on the vertical axis and 360° on the horizontal plane with a friction aim locking system.

**Optic:** REFLECTOR

**Beam angles:** MWFL

**Optical efficiency:** 74%

**Fixture flux:** See photometries

**Luminous efficacy:** See photometries

**Photobiological safety:** Compliant with RG1 low risk group

### MECHANICAL CHARACTERISTICS

Die-cast aluminium body with 3 layers of protection: anodised, cataphoresis and black paint. Brushed stainless steel (AISI 316) ultra flat decorative ring with bevelled edge (copper bronze finish). Version with extra-clear protective glass. Anti theft stainless steel A4 Torx screws.

**Colour and finish:** Copper bronze

**Weight:** 1.05Kg

**Version:** ANTI-SLIP GLASS

**Degree of protection:** IP66,IP67,IP68,IP69

**Mechanical Resistance:** IK10

### ELECTRICAL CHARACTERISTICS

Constant current power supply, max 450mA per channel. Remote power supply to be ordered separately.

**Fixture Power:** See photometries

**Power supply:** 450mA

**Insulation Class:** CLASS 3

**Driver included:** NO

**Class F:** YES

**Ambient temperature:** -25°C / +35°C

### INSTALLATION

Nylon installation sleeve to be ordered separately as an accessory. The sleeve is pre-set for both flush or straight edge installation. 20kN resistance to static load.

### NOTES

Photometrics show the maximum emission values of fixtures. All light fixtures must be completed with an installation sleeve. IP68: the fixture is not suitable for permanent underwater installation but can withstand temporary accidental immersion to a depth of 2 metres (max.24h). IP69: IEC/EN 60529 standard compliant. All versions of the KEPLERO family meet all the requirements of EN 60598-2-13 standard regarding drive-over and walk-over performances. Low temperatures on the glass make them suitable even for installation in "special areas", such as spaces for children. Uses the "Waterblock Smart" technical solution that involves resin coating the connection cables, limiting the risk of humidity reaching the driver or the fixture. 110-277Vac version available on request.

### WARNING

Luminaire designed for disposal/recycling at end-of-life. Replaceable (LED only) light source by a professional. Replaceable control gear by a professional.

*Due to the technological evolution of the electronic components, the data provided may be updated, and as such, confirmation must be requested during the order process.*

*Luminous flux and power supply have +/-10% tolerances with respect to the indicated value. tq +25°C (CIE 121).*

*We reserve the right to make technical changes.*

Targetti Sankey S.r.l.  
Via Pratese, 164  
50145 Firenze - Italy  
Tel: +39 055 37911  
targetti.com  
targetti@targetti.com

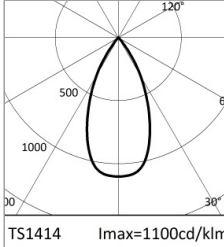
CCIAA Firenze  
Share Capital:  
€ 500.000,00  
VAT N. (IT):  
01537660480  
R.E.A: FI-275656

**TARGETTI**

**E015MWRGWMXCCB | KEPLERO 160 Adjustable RGBW**  
Compact adjustable recessed projector equipped with RGBW LED sources



		H(m)	D(m)	Emax(lx)
			49°	
Fixture Power	15W	1	0.91	963
Source Flux	875lm	2	1.82	241
Fixture Flux	647lm	3	2.73	107
Efficacy	42lm/W	4	3.64	60
TS1414	I <sub>max</sub> =1100cd/klm	I <sub>max</sub>	963cd	5
			4.56	39



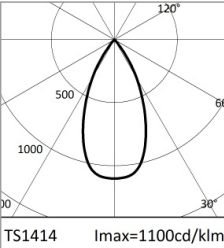
		H(m)	D(m)	Emax(lx)
			49°	
Fixture Power	11W	1	0.91	529
Source Flux	482lm	2	1.82	132
Fixture Flux	356lm	3	2.73	59
Efficacy	32lm/W	4	3.64	33
TS1414	I <sub>max</sub> =1100cd/klm	I <sub>max</sub>	529cd	5
			4.56	21

**RGBW**

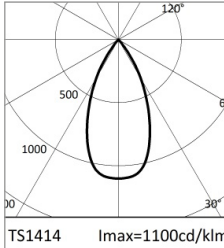
Fixture Power	15W
Nominal flux	875lm
Fixture flux	647lm
Luminous efficacy	43lm/W

**RGB**

Fixture Power	11W
Nominal flux	482lm
Fixture flux	356lm
Luminous efficacy	32lm/W



	6500K	H(m)	D(m)	Emax(lx)
			49°	
Fixture Power	4W	1	0.91	427
Source Flux	388lm	2	1.82	107
Fixture Flux	287lm	3	2.73	47
Efficacy	68lm/W	4	3.64	27
TS1414	I <sub>max</sub> =1100cd/klm	I <sub>max</sub>	427cd	5
			4.56	17



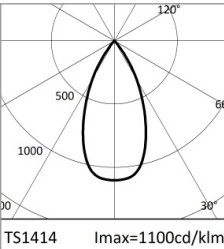
		H(m)	D(m)	Emax(lx)
			49°	
Fixture Power	3W	1	0.91	185
Source Flux	168lm	2	1.82	46
Fixture Flux	124lm	3	2.73	21
Efficacy	42lm/W	4	3.64	12
TS1414	I <sub>max</sub> =1100cd/klm	I <sub>max</sub>	185cd	5
			4.56	7

**WHITE**

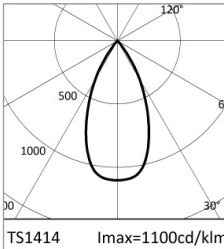
CCT nominal	6500K
Fixture Power	4W
Nominal flux	388lm
Fixture flux	287lm
Luminous efficacy	68lm/W

**RED**

Fixture Power	3W
Nominal flux	168lm
Fixture flux	124lm
Luminous efficacy	41lm/W



		H(m)	D(m)	Emax(lx)
			49°	
Fixture Power	4W	1	0.91	295
Source Flux	268lm	2	1.82	74
Fixture Flux	198lm	3	2.73	33
Efficacy	48lm/W	4	3.64	18
TS1414	I <sub>max</sub> =1100cd/klm	I <sub>max</sub>	295cd	5
			4.56	12



		H(m)	D(m)	Emax(lx)
			49°	
Fixture Power	4W	1	0.91	72
Source Flux	65lm	2	1.82	18
Fixture Flux	48lm	3	2.73	8
Efficacy	12lm/W	4	3.64	4
TS1414	I <sub>max</sub> =1100cd/klm	I <sub>max</sub>	72cd	5
			4.56	3

**GREEN**

Fixture Power	4W
Nominal flux	268lm
Fixture flux	198lm
Luminous efficacy	48lm/W

**BLUE**

Fixture Power	4W
Nominal flux	65lm
Fixture flux	48lm
Luminous efficacy	12lm/W

Due to the technological evolution of the electronic components, the data provided may be updated, and as such, confirmation must be requested during the order process.  
Luminous flux and power supply have +/-10% tolerances with respect to the indicated value. tq +25°C (CIE 121).

We reserve the right to make technical changes.

Targetti Sankey S.r.l.  
Via Pratese, 164  
50145 Firenze - Italy  
Tel: +39 055 37911  
targetti.com  
targetti@targetti.com

CCIAA Firenze  
Share Capital:  
€ 500.000,00  
VAT N. (IT):  
01537660480  
R.E.A: FI-275656

**TARGETTI**

## E015MWRRGWMXCCB | KEPLERO 160 Adjustable RGBW

Compact adjustable recessed projector equipped with RGBW LED sources

### Related codes

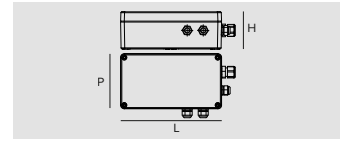
#### Sleeve



Ø mm	H mm	Code
166	200	<b>1E2521</b>

Installation sleeve.  
Grey Nylon casing.  
For flush and semi-flush installation.

#### Power Supply



Code
<b>1E3881</b>

DMX 4 channel driver - 450mA.  
50W, LxHxP=220x80x120mm, 110-277Vac.  
IP68 gray powder coated aluminum box.

### Accessories

#### Tool



Code

**1E0388**

Sucker tool to raise the glass.



Code

**1E2495**

Features TORX HEAD, TX 30.



Code

**1E2524**

Metal handle for fixture removal

### Control systems



Code

**1E2767**

USB-RDM Programmer code.  
DMX-RDM (Remote Device Management) address planner.  
Used with the "RDM Targetti" software that can be downloaded for free from the Targetti website download section.  
To be used with all RGBW products.  
The USB-RDM programmer manages to direct DMX-RDM fixtures if there are no BUFFER or Splitter DMXs on the section.  
Please refer to the instructions for more details.



Code

**A077**

my-SCENARIO Show Store.  
Programmable DMX interface that integrates the latest innovations in lighting control in architectural and entertainment applications.  
It features USB Type-C and Ethernet ports for programming and remote control.  
The unit can be fully programmed with ESA Pro 2 software (available for Windows and Mac users) or via mobile applications such as Arcolis (available for iOS or Android devices).  
It can be fully customised: pixel mapping, triggering management, patch configuration and much more.  
The system offers great possibilities for the control of your lighting installation: multi zone control (allowing the management of up to 5 independent zones), extended triggers (time/date, Sunrise/Sunset, input ports, TCP/UDP commands), 16-bit channels management, full recovery after power loss, up to 99 total scenes, and 1024+ DMX channels.  
The intuitive backlit keyboard comes with 10 preset buttons for a user friendly experience.

Due to the technological evolution of the electronic components, the data provided may be updated, and as such, confirmation must be requested during the order process.  
Luminous flux and power supply have +/-10% tolerances with respect to the indicated value. tq +25°C (CIE 121).

We reserve the right to make technical changes.

Targetti Sankey S.r.l.  
Via Pratese, 164  
50145 Firenze - Italy  
Tel: +39 055 37911  
targetti.com  
targetti@targetti.com

CCIAA Firenze  
Share Capital:  
€ 500.000,00  
VAT N. (IT):  
01537660480  
R.E.A: FI-275656

**TARGETTI**

## E015MWRRGWMXCCB | KEPLERO 160 Adjustable RGBW

### Compact adjustable recessed projector equipped with RGBW LED sources

#### Control systems



Code

**1T6499**

myScenario Wall.

DMX controller with a glass touch sensitive screen for architectural applications. It can control two different DMX universes (2x 512 channels).

Stand alone function or connected to a computer using a USB port.

Software for creating scenarios (that can be downloaded from the Targetti website) included.

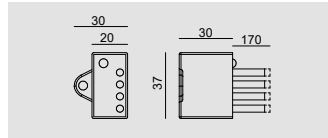
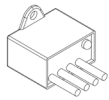
It can manage 10 different lighting zones and 50 scenarios per zone.

The touch keys on the front make it possible to modify and recall programmed scenarios.

USB cable included.

To be used with all RGBW products.

#### Surge protector



Code

**A013A**

Surge protector compatible with CLASS I lighting fixtures.

Operating voltage 230-277Vac.

SPD type 2+3.

Max surge protection 10kV.

CLASS I

IP67

Due to the technological evolution of the electronic components, the data provided may be updated, and as such, confirmation must be requested during the order process.

Luminous flux and power supply have +/-10% tolerances with respect to the indicated value. tq +25°C (CIE 121).

We reserve the right to make technical changes.

Targetti Sankey S.r.l.  
Via Pratese, 164  
50145 Firenze - Italy  
Tel: +39 055 37911  
targetti.com  
targetti@targetti.com

CCIAA Firenze  
Share Capital:  
€ 500.000,00  
VAT N. (IT):  
01537660480  
R.E.A: FI-275656

# TARGETTI